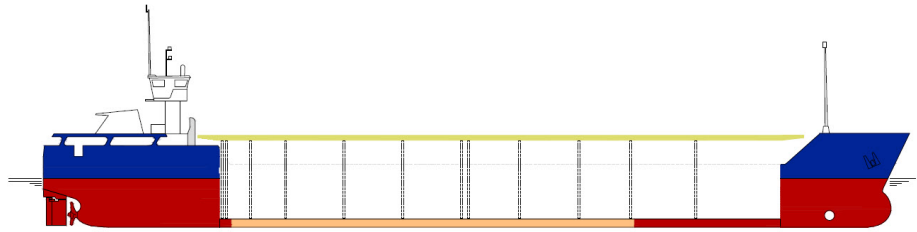


SHIPS PARTICULARS

MV MARLEY



Callsign	ONHT	Port of Registry	Antwerp	Flag	Belgian
IMO number	9116814	Official No	4948	MMSI Number	205656000

SHIP SPECIFICATION			
Type of vessel	General Dry Cargo Ship – multipurpose single deck box shaped – one hold grain fitted - two moveable bulkheads – steel floored		
Builder	Slovenske Lodenice A.S. 94525 Komarno, Slovakia Republic	Year of delivery	June 1995
Operating area	Europe, N.Africa, Mediterranean	Service Speed	9,5 knots
Class. Society	Rina Class	P & I	CARINA
Hull & Machinery	BDM		

TONNAGE		DRAFTS	
Gross tonnage	2061	Summer	4, 950 m
Net tonnage	1161	Winter	4, 840 m
Summer Deadweight	3001	Summer freeboard	1, 466 m
Summer displacement	2903	Air draft in full ballast cond.:	mast up: 20.00 m mast down: 14.35
DWCC Summer / Winter	2900 / 2800	Keel to highest fixed point	23 m
Light ship	1089, 17		

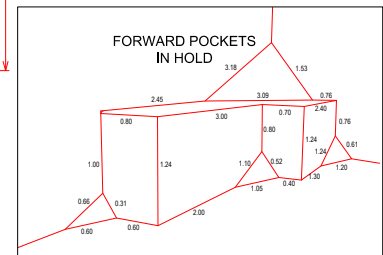
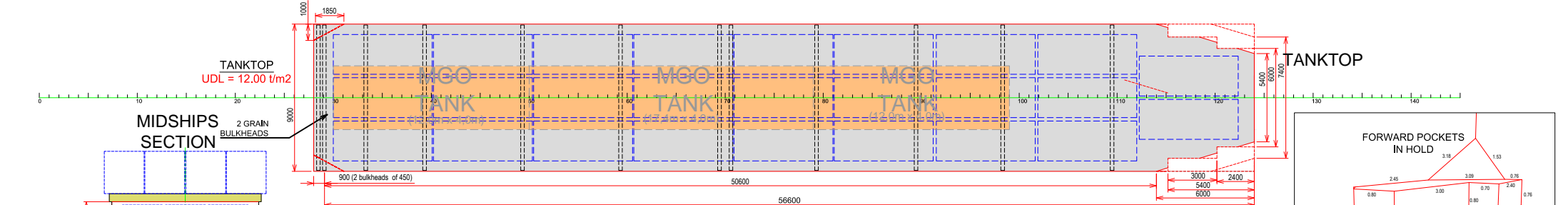
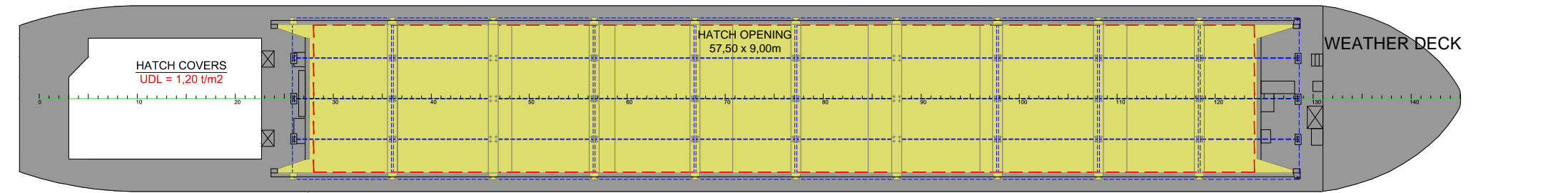
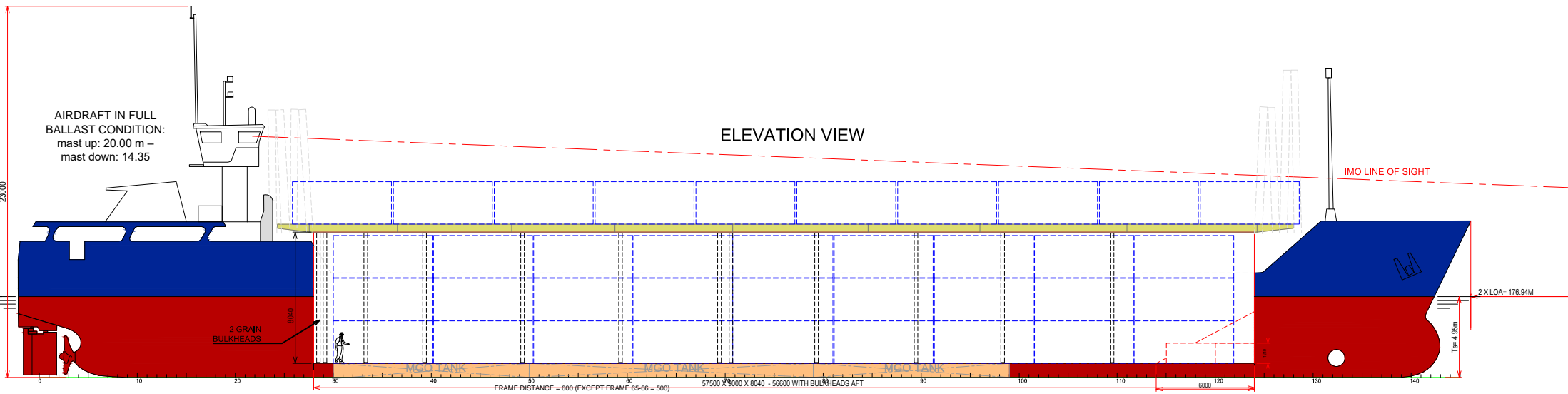
DIMENSIONS			
Length over all	88, 48 m	Cargo hold dimension	57.50 m x 9,01 m x 8,06 m
Length between perp.	84, 68 m	Hatch Cover Type	Kvaerner Multi-fold crocodile
Breadth moulded	11, 35 m	Box opening hatch	57, 50 m
Breadth Extreme	11, 402 m	Box opening hatch –storage bulkheads	56, 60 m
Depth (moulded)	6, 42 m	Hatch Dimensions (L x B)	1 hatch 57,50 x 9.,00 m
SWL Tanktop	12,0 T/m ²	Hold capacity grain/bale	4090 m ³ / 144,400 cbf
SWL Hatch cover	1,2 T/ m ²	Containers 20' (hold/hatch)	78/40
Distance from waterline to top of hatch coaming in full ballast conditions			5,85 m

TECHNICAL SPECIFICATIONS	
Main Engine	1 x Deutz MWM SBV 8 M 628 - 1.125kW
Bowthruster	175 KW
Fuel	MGO
Electrical Ventilation	YES – 6 airchanges/hour
IMO Fitted	YES – various classes

TANK CAPACITY	
Ballast Water	1181, 00 m ³
Gas oil	135, 00 m ³
Fresh Water	23, 00 m ³



STOWAGE PLAN MV MARLEY



NOTE:
DISTANCE FROM WATERLINE TO TOP OF HATCHCOAMING IN FULL BALLAST CONDITION:
5,85 M

PRINCIPAL PARTICULARS	
LENGTH O.A.	88.48 m
LENGTH B.P.	84.68 m
BREADTH MLD.	11.35 m
DEPTH MLD.	6.42 m
SUMMER DRAFT	4.95 m
WINTER DRAFT	4.84 m
DEADWEIGHT AT SUMMER DRAFT	3.001 t
DWCC SUMMER/WINTER	2.875 t/2.750 t
HOLD CAPACITY GRAIN/BALE	4.090/4.090 m ³
CONTAINER CAPACITY: ON DECK (6 REEFER PLUGS)	40 TEU
IN HOLD	78 TEU
TOTAL	118 TEU
MAIN ENGINE	1 X DEUTZ MWM SBV 6M 628 - 1.125 kW
BOWTHRUSTER	175 kW
ELECTRICAL VENTILATION	6 AIRCHANGES/HR
IMO FITTED	YES - VARIOUS CLASSES
SERVICE SPEED	9.5 kn
MAX UNIFORM LOAD:	
TANKTOP:	12 t/m ²
HATCH COVERS:	1.2 t/m ²



www.boeckmans.be

All details given in good faith and believed to be correct, but without guarantee