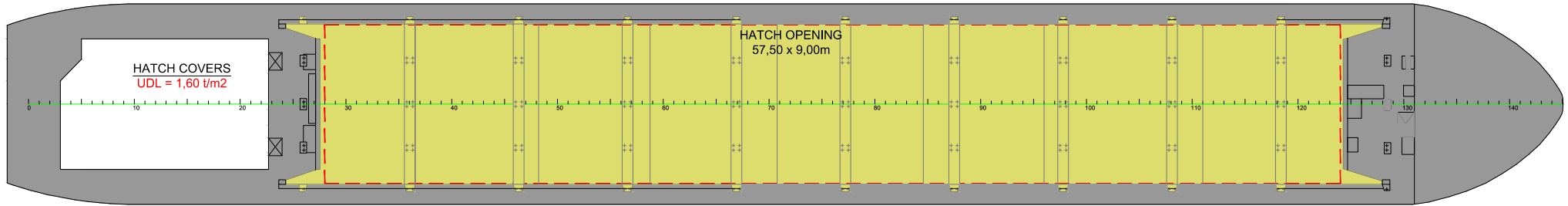
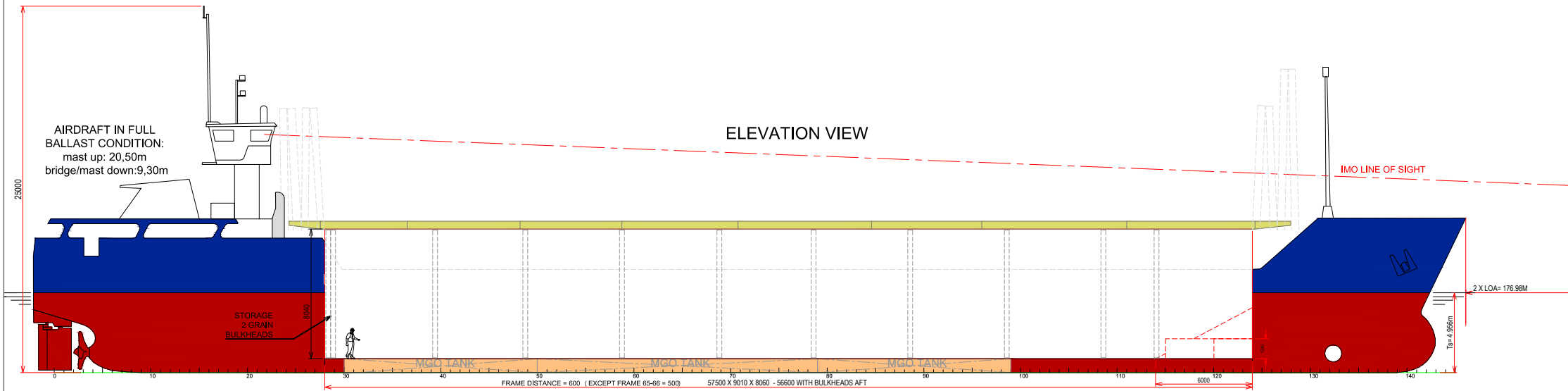


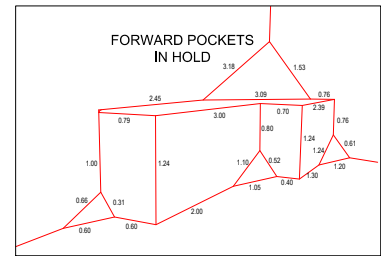
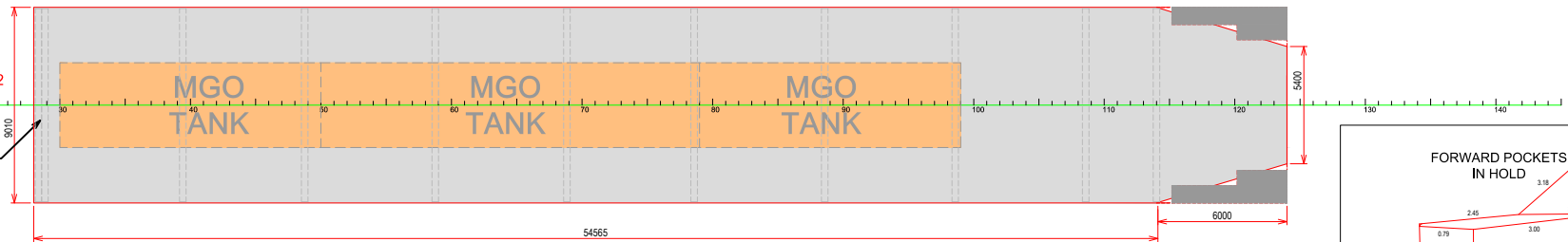
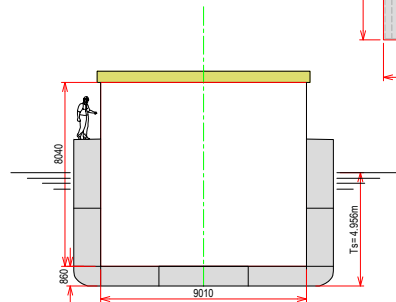
# STOWAGE PLAN MV MARIE

## ELEVATION VIEW



TANKTOP  
UDL = 12,00 t/m<sup>2</sup>

STORAGE  
2 GRAIN  
BULKHEADS



### PRINCIPAL PARTICULARS

LENGTH O.A.	88.49 m	MAIN ENGINE	1 X DEUTZ MWM SBV 6M 628 - 1.125 kW
LENGTH B.P.	84.68 m	BOWTHRUSTER	130 kW
BREADTH MLD.	11.35 m	ELECTRICAL VENTILATION	6 AIRCHANGES/HR
DEPTH MLD.	6.42 m	IMO FITTED	YES - VARIOUS CLASSES
SUMMER DRAFT	4.956 m	SERVICE SPEED	9.5 kn
WINTER DRAFT	4.851 m	MAX UNIFORM LOAD:	
DEADWEIGHT AT SUMMER DRAFT	2.974 t	TANKTOP:	12 t/m <sup>2</sup>
DWCC SUMMER/WINTER	2.832 1/2 732 t	HATCH COVERS:	1.6 t/m <sup>2</sup>
HOLD CAPACITY GRAIN/BALE	4.162 m <sup>3</sup> /146.969 cbft		
CONTAINER CAPACITY: ON DECK	48 TEU		
IN HOLD	78 TEU		
TOTAL	126 TEU		

All details given in good faith and believed to be correct, but without guarantee



[www.boeckmans.be](http://www.boeckmans.be)